

# DONNA DISTEFANO

## HOW TO DETERMINE YOUR RING SIZE

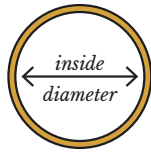
BEFORE MEASURING: CONFIRM PRINTED PAPER SIZE



*Before printing this document, ensure that Page Scaling is set to "none" on your print dialog box. If the length of the top bar on the left matches the length of your credit card or the bars below measure exactly 1 inch or 30 mm, you are good to proceed!*




## MEASURE AN EXISTING RING




1. Select a ring that properly fits the intended finger.
2. Place the ring over the circles below. Match the *inside edge* of the ring to the circle closest in size.
3. If the ring falls between two sizes, order the larger size.

US & CANADIAN RING SIZES



## USE A PAPER SIZER



Cut out the ring sizer and cut a slit on the vertical gold line. Wrap the ruler around the base of the intended finger. Pull the angled end through the slit until the paper fits comfortably around your finger.

*We cannot guarantee that ring sizing via paper will be accurate. We highly recommend getting sized by a local jeweler.*

# INTERNATIONAL RING SIZING CHART

| <i>Circumference<br/>(mm)</i> | <i>Diameter<br/>(mm)</i> | <i>UK, Europe,<br/>&amp; Australia</i> | <i>United States &amp;<br/>Canada</i> | <i>China, Japan,<br/>&amp; South America</i> | <i>India</i> | <i>Italy, Spain &amp;<br/>Switzerland</i> |
|-------------------------------|--------------------------|--|---------------------------------------|--|--------------|---|
| 39.1                          | 12.45                    | B                                      | 1                                     | 1  |              |   |
| 39.7                          | 12.65                    | B 1/2                                  |                                       |  |              |   |
| 40.4                          | 12.85                    | C                                      | 1 1/2                                 |  |              | 0.5                                       |
| 41.0                          | 13.06                    | C 1/2                                  |                                       |  | 1            | 1   |
| 41.7                          | 13.26                    | D                                      | 2                                     | 2  | 2            | 1.75                                      |
| 42.3                          | 13.46                    | D 1/2                                  |                                       |  |              | 2.25                                      |
| 42.9                          | 13.67                    | E                                      | 2 1/2                                 | 3  | 3            | 3   |
| 43.6                          | 13.87                    | E 1/2                                  |                                       |  | 4            | 3.5                                       |
| 44.2                          | 14.07                    | F                                      | 3                                     | 4  |              | 4.25                                      |
| 44.8                          | 14.27                    | F 1/2                                  |                                       | 5  | 5            | 4.75                                      |
| 45.5                          | 14.48                    | G                                      | 3 1/2                                 |  |              | 5.5                                       |
| 46.1                          | 14.68                    | G 1/2                                  |                                       | 6  | 6            | 6   |
| 46.8                          | 14.88                    | H                                      | 4                                     | 7  |              | 6.75                                      |
| 47.4                          | 15.09                    | H 1/2                                  |                                       |  | 7            | 7.5                                       |
| 48.0                          | 15.29                    | I                                      | 4 1/2                                 | 8  | 8            | 8   |
| 48.7                          | 15.49                    | J                                      |                                       |  | 9            | 8.75                                      |
| 49.3                          | 15.70                    | J 1/2                                  | 5                                     | 9  |              | 9.25                                      |
| 50.0                          | 15.90                    | K                                      |                                       |  | 10           | 10  |
| 50.6                          | 16.10                    | K 1/2                                  | 5 1/2                                 | 10   |              | 10.5                                      |
| 51.2                          | 16.31                    | L                                      |                                       |  | 11           | 11.25                                     |
| 51.9                          | 16.51                    | L 1/2                                  | 6                                     | 11   | 12           | 11.75                                     |
| 52.5                          | 16.71                    | M                                      |                                       | 12   |              | 12.5                                      |
| 53.1                          | 16.92                    | M 1/2                                  | 6 1/2                                 | 13   | 13           | 13.25                                     |
| 53.8                          | 17.12                    | N                                      |                                       |  |              | 13.75                                     |
| 54.4                          | 17.32                    | N 1/2                                  | 7                                     | 14   | 14           | 14.5                                      |
| 55.1                          | 17.53                    | O                                      |                                       |  | 15           | 15  |
| 55.7                          | 17.73                    | O 1/2                                  | 7 1/2                                 | 15   |              | 15.75                                     |
| 56.3                          | 17.93                    | P                                      |                                       |  | 16           | 16.25                                     |
| 57.0                          | 18.14                    | P 1/2                                  | 8                                     | 16   | 17           | 17  |
| 57.6                          | 18.34                    | Q                                      |                                       |  |              | 17.5                                      |
| 58.3                          | 18.54                    | Q 1/2                                  | 8 1/2                                 | 17   | 18           | 18.25                                     |
| 58.9                          | 18.75                    | R                                      |                                       |  | 19           | 19  |
| 59.5                          | 18.95                    | R 1/2                                  | 9                                     | 18   |              | 19.5                                      |
| 60.2                          | 19.15                    | S                                      |                                       |  | 20           | 20.25                                     |
| 60.8                          | 19.35                    | S 1/2                                  | 9 1/2                                 | 19   | 21           | 20.75                                     |
| 61.4                          | 19.56                    | T                                      |                                       |  |              | 21.5                                      |
| 62.1                          | 19.76                    | T 1/2                                  | 10                                    | 20   | 22           | 22  |
| 62.7                          | 19.96                    | U                                      |                                       | 21   | 23           | 22.75                                     |
| 63.4                          | 20.17                    | U 1/2                                  | 10 1/2                                | 22   |              | 23.25                                     |
| 64.0                          | 20.37                    | V                                      |                                       |  | 24           | 24  |
| 64.6                          | 20.57                    | V 1/2                                  | 11                                    | 23   | 25           | 24.75                                     |
| 65.3                          | 20.78                    | W                                      |                                       |  |              | 25.25                                     |
| 65.9                          | 20.98                    | W 1/2                                  | 11 1/2                                | 24   | 26           | 26  |
| 66.6                          | 21.18                    | X                                      |                                       |  |              | 26.5                                      |
| 67.2                          | 21.39                    | X 1/2                                  | 12                                    | 25   | 27           | 27.25                                     |
| 67.8                          | 21.59                    | Y                                      |                                       |  | 28           | 27.75                                     |
| 68.5                          | 21.79                    | Z                                      | 12 1/2                                | 26   |              | 28.5                                      |
| 69.1                          | 22.00                    | Z 1/2                                  |                                       |  | 29           | 29  |
| 69.7                          | 22.20                    |  | 13                                    | 27   | 30           | 29.75                                     |
| 70.4                          | 22.40                    | Z1                                     |                                       |  |              | 30.5                                      |
| 71.0                          | 22.61                    |  | 13 1/2                                |  | 31           | 31  |